

# How to Complete Manitoba's Environmental Farm Plan Online



## Step 1: Access the Online Environmental Farm Plan (EFP)

- You can access Manitoba's Online EFP at [www.ManitobaEFP.ca](http://www.ManitobaEFP.ca).
- If you do not have access to stable Internet or require assistance call 1-844-769-6224 (toll free).

## Step 2: Create an Account or Sign In

First Time User	<ul style="list-style-type: none"><li>• Create an account by clicking 'Create Account'.</li><li>• Verify your email address to complete account creation.</li></ul>
Already have an Account	<ul style="list-style-type: none"><li>• Continue your work by clicking 'Sign In'.</li></ul>

## Step 3: Create an EFP Workbook

- Once you have logged in, click 'Create an EFP' and complete the **Farm Business Profile**. This will allow the system to create a customized EFP workbook with chapters relevant to your farm operation.
- A navigation bar will guide you through the required steps to complete the workbook.

[← Previous](#)      [Skip to Next Required Step](#)      [Save](#)       [Save and Continue](#) 


- Your information will be saved as you proceed through the workbook. You can exit the system and return as needed.
- If you require assistance while you are completing your EFP, you can access the [FAQ page](https://online.manitobaefp.ca/faq) (<https://online.manitobaefp.ca/faq>) or email questions to [ManitobaEFP@gov.mb.ca](mailto:ManitobaEFP@gov.mb.ca).


## Step 4: Submit your EFP workbook for review




- Once you have completed all required sections, you can submit your EFP workbook for review directly through the online system.
- A reviewer will contact you if they have specific questions.





## Step 5: Download your Statement of Completion (SOC)

- You will receive an email once your EFP workbook has been reviewed and approved.
- A link in the email will return you to the Online EFP where you can download your SOC and your completed EFP workbook. You may return to the Online EFP at any time to download these materials from the Producer Dashboard.

 **Sara & John Doe Farms Ltd.**

 Reviewer: Johnny Reviewer - johnny.reviewer@kap.ca

 Date Created: Sep 20, 2022     Date Approved: Sep 20, 2022     Expiry Date: Sep 20, 2027    Workbook Version: 4

 Statement of Completion     Workbook PDF     FSA Scorecard     Renew Workbook

## Step 6: Renew your EFP

- Your SOC is valid for five years. Your information will be saved in the online system so that you can easily renew your EFP workbook, as needed.